

# TELL ROTARY'S STORY

## VOICE AND VISUAL IDENTITY GUIDELINES



A photograph of four business professionals in a meeting. A woman with short grey hair is seated on the left, looking towards a man in a blue shirt who is also seated. A man in a dark suit is leaning over them from the center, smiling. On the right, another man in a dark suit and glasses is looking towards the man in the blue shirt. The background shows a modern office interior with large windows.

**“THE GREATEST OF ALL  
ACHIEVEMENTS...ARE THE  
RESULT OF THE COMBINED  
EFFORT OF HEART AND HEAD  
AND HAND WORKING IN  
PERFECT COORDINATION.”**

**PAUL P. HARRIS, FOUNDER**



# Contents

## INTRODUCTION

- 4 **Background**  
Why we're strengthening  
our image  
What we've done  
What we need to do

## WHO WE ARE

- 5 How we got here
- 6 Our values
- 7 Our voice

## HOW WE ORGANIZE AND PRESENT OUR OFFERINGS

- 9 Our essence and organizing  
principles
- 10 Signature system
- 11 What we call ourselves

## OUR LOOK

- 12 **Visual toolkit overview**
- 13 **Logos**  
Configurations  
Color variations,  
masterbrand  
Color variations,  
mark of excellence  
Using the mark of  
excellence  
Clear space and minimum  
sizes for print and  
digital  
Signature system for  
clubs, districts,  
and zones  
Best practices
- 23 **Color palette**  
Overview  
Formula codes  
Best practices
- 26 **Typography**  
Primary, secondary,  
and alternate type  
Best practices
- 28 **Imagery**  
Style overview and  
subject matter
- 29 **Icons and information  
graphics**  
Overview  
Areas of Focus icons

## BRINGING THE PIECES TOGETHER

- 31 **Design inspiration**  
Brochure covers  
Interior spreads  
Posters, vertical  
Posters, horizontal  
Pamphlets  
Billboards  
Digital  
E-newsletters  
Merchandise

## ADDENDUM

- 54 **Message to licensees of  
merchandise**  
Logo registered trademark  
usage
- 55 **Message to the Rotary  
world magazine press**

## CONTACT INFORMATION

- 56 **graphics@rotary.org**  
**rilicensingservices**  
**@rotary.org**

## YOUR ROTARY MEMBER PIN



Recognized by Rotarians the world over, your Rotary pin remains unchanged as a proud symbol of membership.

## COMING UP

Tools and templates will be available online in the coming months. These resources will make it easy to apply our new look to your brochures, PowerPoints, and other print and digital communications.

### **Why we're strengthening our image**

For more than 100 years, Rotary has united leaders committed to applying their expertise to better their communities. Despite over a century of impact in communities around the world, Rotary does not get the recognition it deserves. We need to rethink how we tell our story so people everywhere understand what Rotary stands for, how we're different, and why it matters.

In 2011, Rotary embarked on a multiyear initiative of unprecedented scale to strengthen our image. In addition to expanding public understanding of what Rotary does, we want to motivate, engage, and inspire current and prospective members, donors, partners, and staff.

### **What we've done**

To tell our story better, we first need to define it. Based on extensive global research, we:

**Defined our essence  
to identify how Rotary is different  
from other organizations**

**Brought our values to life  
to ensure our actions support  
our words**

**Established our voice  
to reflect our distinct character**

**Clarified how we present  
our offerings so people  
understand what we do and  
how they can engage**

**Refreshed our visual identity  
to energize our look and feel  
while celebrating our heritage**

### **What we need to do**

Bringing our story to life is our next charge — and one that requires champions across levels, groups, and functions.

We are Rotary, and we have a great story to tell.

**It's up to all of us to protect,  
promote, and deliver on that story  
in all our interactions.**

This guide will help you apply our new look and voice. More resources will be available online in the coming months. Look for new tools and templates that will help you apply our new look to your brochures, PowerPoints, and other print and digital communications.

Through a unified Rotary image and message, we're not just enhancing our reputation, we're elevating the entire Rotary experience.

---

## AN UNPRECEDENTED EVALUATION OF OUR IMAGE

---

Our global research revealed three insights.

---

**Rotarians are responsible leaders — both socially and ethically**

---

**Connecting has and always will be the driving force behind Rotary**

---

**It's not just about global impact — we impact communities on a global scale**

---

---

## FRAMING OUR STRENGTHS FOR CLARITY AND IMPACT

---

Our research insights define who we are (responsible leaders), what we do (connect), and why it matters (community impact). Validation research revealed how to articulate these strengths in a compelling way.



**Define leadership by mindset and approach, not labels or titles**



**Highlight connections and communities, not the individual**



**Clarify the type of impact Rotary makes (i.e., community impact scaled globally; lasting change)**

---

## What are "values?"

Values drive our behavior. They represent our beliefs, what we do, and how we act.

## How did we define our values?

Our values are rooted in guiding principles that have always defined Rotary. Now, we want to bring our values to life by showing how we demonstrate them in communities around the world.

---

### OUR VALUES

---

**Fellowship and  
Global Understanding**



**We build lifelong  
relationships**

---

**Ethics and Integrity**



**We honor our  
commitments**

---

**Diversity**



**We connect diverse  
perspectives**

---

**Vocational Expertise,  
Service, and Leadership**



**We apply our leadership  
and expertise to solve  
social issues**

## What is our voice?

Our voice is the unique tone and style in which we communicate.

## Why is a distinctive voice important for Rotary?

There is no organization quite like Rotary. By using a unified voice in all our interactions, we ensure our communications capture our distinct character — and how people experience Rotary. By speaking, writing, and designing in one voice, our communications will look, feel, and sound unmistakably like Rotary.

## How should we use our voice?

Our voice attributes serve as a guide for how we speak, write, and design. Use them as criteria to evaluate your communications. A variety of visual and verbal tools (e.g., copy, imagery, information graphics, etc.) can help us infuse our voice into all of our communications. For details about how to apply visual identity elements, see pages 12-30.

### OUR VOICE IS...

## Smart

### THIS MEANS...

We look at problems from different angles and apply our expertise to address social issues in ways others cannot. We are insightful and discerning.

### OUR COMMUNICATIONS ARE...

**Knowledgeable**  
**Perceptive**  
**Confident**

## Compassionate

Tackling the world's toughest challenges requires empathy. We champion real people and stories that are relatable and universal.

**Thoughtful**  
**Sincere**  
**Engaging**

## Persevering

We find lasting solutions to systemic problems at home and abroad. We speak with clarity and conviction.

**Bold**  
**Purposeful**  
**Courageous**

## Inspiring

Motivated by the enduring connections and positive change we bring to communities and the world, we encourage others to take action. We convey hope, enthusiasm, and passion.

**Upbeat**  
**Hopeful**  
**Visionary**



Here are a couple of examples to demonstrate how our voice strengthens our message:

**EXAMPLES**

**BEFORE** (without Rotary's voice)

**AFTER** (in Rotary's voice)

**WHY IT'S EFFECTIVE**

Invitation to prospective members to visit a local club

Rotary is ordinary people around the world working together to clean the environment, end polio, improve our communities, and accomplish other extraordinary things.



**It's amazing what we can accomplish when hearts and minds work together. See how leaders from countries, cultures, and occupations around the world are taking action — to enhance health, empower youth, promote peace, and improve their community.**

- Is active, inspiring, and inviting
- Balances compassion (hearts) and intelligence (minds)
- Defines leadership by mindset (diverse perspectives) and action
- Clarifies our impact
- Includes a clear call-to-action

Learn more at [rotary.org](http://rotary.org).

**Join leaders at a Rotary club near you.**

Excerpt from Rotary.org

Rotary's Anniversary

Rotary's 108th anniversary marks a year of both achievements in the fight to eradicate polio and a stepped-up commitment to finish the job. You can help by learning how to use advocacy to encourage governments to fund the vital work of polio eradication.



**Another year, another chance to make history**

**We're closer than ever to eradicating polio. But even as we celebrate our 108th year of community impact, we're reminded that there is much to do. Become an effective advocate for government funding so together we can finish the job.**

- Headline is inspiring versus descriptive
- Highlights Rotary's persevering spirit
- Is more compassionate and human (i.e., uses the collective "we")
- Has a clear call-to-action



# Our Essence and Organizing Principles

## Our essence provides clarity

Three core ideas provide the clarity and focus to help every Rotary member answer the question, “What is Rotary?”

- 1 Rotary **joins leaders** from all continents, cultures, and occupations.
- 2 We **exchange ideas**, bringing our expertise and diverse perspectives to help solve some of the world’s toughest problems.
- 3 And we **take action** to bring lasting change to our communities around the world.

By centering our communications on our three core ideas, we reinforce what Rotary stands for, how we’re different from other organizations and why it matters today. This approach enables us, as individuals, to construct a powerful elevator speech — and collectively to tell a compelling and cohesive story.

## What are Rotary’s organizing principles?

Our essence also provides a system for how we organize and present ourselves to the outside world. By mirroring the way people experience Rotary, these principles clarify why and how people should engage with us and drive understanding.

Organizing Principle	JOIN LEADERS		EXCHANGE IDEAS			TAKE ACTION	
Sub-categories	Emerging Leaders	Leaders	Shared Interests	Cultural Exchange	Global Understanding	Local	Global
Definition	Connect with leaders from all continents, cultures and occupations		Discover and celebrate diverse perspectives			Create positive change in our communities	
Engagement Level	JOIN LEADERS is the entry point. This is where Rotary, Rotaract, and Interact clubs live.		EXCHANGE IDEAS is the next level of engagement. It encompasses events and programs where people come together to discover shared interests, connect diverse perspectives, and foster global understanding.			TAKE ACTION encompasses service-related activities for highly engaged Rotarians, partners, and volunteers at both the local and global levels.	
Key Examples	Rotary Clubs Rotaract Clubs Interact Clubs RYLA		International Convention Youth Exchanges Shared Interest Fellowships Peace Fellowships			Club-level service projects PolioPlus Rotary Action Groups Rotary Community Corp	

# Signature System

## Organizing Principles

### Calls-to-Action



Together, our organizing principles communicate what Rotary does. Individually, they are also calls-to-action. In other words, they communicate that, through Rotary, you can “Join Leaders,” “Exchange Ideas,” and “Take Action.” They are intended to supplement, and not serve as, primary headlines and messages.

When developing communications, think about whom we’re targeting and what we’re asking them to do. Here are some simple things to keep in mind when applying our organizing principles as **calls-to-action** or a **Rotary-wide sign-off**.

Construction for Calls-to-Action



Examples



# What we call ourselves

## We are Rotary

“Rotary” is the connective thread that binds Rotary International and The Rotary Foundation. Rotarians naturally refer to our organization as “Rotary.” Embracing “Rotary” as our communicative name is a simple, yet critical, step to unify our organization and strengthen our message.

<b>ROTARY</b>	<b>ROTARY INTERNATIONAL</b>	<b>ROTARY FOUNDATION</b>
<b>OUR COMMUNICATIVE NAME</b>	<b>OUR LEGAL NAME AND SUPPORT ARM</b>	<b>OUR CHARITABLE ARM</b>
<b>What we call ourselves when referring to the enterprise as a whole in all communications</b>	<b>How we refer to our global association of 34,000 clubs and the governance and offices that support them</b>	<b>What we use when referring to Rotary’s fundraising and grant-making arm, when appropriate and/or legally required</b>

**Focused, purposeful, inspiring,  
with a touch of gold.**


Our visual toolkit contains the basic elements in our visual system.

It includes our logos, color palette, typography, iconography, and information graphic styles, along with photography style and suggested subject matter.

Each element is designed to work in harmony with the others while providing flexibility within a framework. When combined, they clearly convey our active leadership, our persevering spirit, and our compassion.

**Colors** p. 23-25

Rotary Leadership Colors




Secondary



Pastels



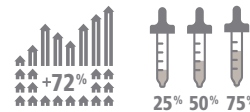
Neutrals



**Iconography Style** p. 29



**Information Graphics** p. 29



**Imagery** p. 28

Rotarians Uniting and Exchanging Ideas



Rotarians Taking Action for Community



Metaphorical



**Typography** p. 26-27

Licensed Option

Primary

**FRUTIGER BLACK  
CONDENSED  
ALL CAPS FOR  
HEADLINES  
AND MAIN NAV**

Frutiger  
for subheads,  
secondary nav,  
info graphics,  
and lockups  
*Light Italic*  
Roman *Italic*  
**Bold Italic**  
**Black Italic**  
**Ultra Black**

Secondary

Sentinel  
for body text,  
secondary heads,  
captions,  
and callouts  
*Light Italic*  
*Book Italic*  
*Medium Italic*  
**Semibold Italic**  
**Bold Italic**

Free Option

**OPEN SANS CONDENSED  
ARIAL NARROW  
OPEN SANS**

Arial

Georgia

**Logos** p. 13-22

Masterbrand Signature (Our Official Logo)



Mark of Excellence (Our Wheel)



For many years, our Rotary wheel stood alone as our logo on signage and communications materials. Although the words Rotary International were embedded in the wheel, they were hard to read from a distance. As a result, the general public did not always recognize Rotary's involvement in a project or activity.

That's why we decided to expand our official logo to include the word "Rotary" next to the wheel. This is our official logo and our masterbrand signature, which should be used whenever possible.


The Rotary wheel is our mark of excellence. In addition to being a component of our official logo, it may be scaled up for greater impact and used separately but in close proximity to the masterbrand signature.

For example, you could display a large Rotary wheel on the front of the podium at an event with the official logo showing above on a screen. Or you could use the scaled-up mark of excellence on the front of a brochure and the logo on the back. The design examples on pages 16, 35, and 40 show some easy ways to follow this guideline.

Masterbrand Signature (Our Official Logo)



Mark of Excellence (Our Wheel)



What logo format do I use for:

Print	.eps	spot or cmyk
Embroidery	.eps	spot or cmyk
Silkscreen	.eps	spot or cmyk
Word Doc (Print)	.png	rgb
PowerPoint	.png	rgb
Digital:		
Web/Email	.png	rgb
Tablet/Mobile		

# Logos

## Color Variations, Masterbrand

The full-color Rotary signature is our preferred version for use in digital environments and whenever printing with at least two colors. The word "Rotary" should appear in Rotary Royal Blue or white followed by our wheel in Rotary Gold, unless two-color printing is not possible or the background renders the gold illegible.

One-color variations of the Rotary signatures are supplied in black, Rotary Azure, and white for reverse type. These can be applied for one-color printing or on very complex backgrounds that may hinder legibility or appearance of colors.

Use the appropriate color version to maintain the best contrast and legibility: positive for light or white backgrounds and reversed for dark backgrounds.

Comparable metallic versions of Rotary colors may also be used for special circumstances.

**For more details regarding our color palette, see pages 23-24.**

What logo format do I use for:

Print	.eps	spot or cmyk
Embroidery	.eps	spot or cmyk
Silkscreen	.eps	spot or cmyk
Word Doc (Print)	.png	rgb
PowerPoint	.png	rgb
Digital:		
Web/Email	.png	rgb
Tablet/Mobile		

### Full Color

Positive (for light or white backgrounds)



Rotary Royal Blue

Rotary Gold



Reversed (for dark backgrounds)



White

Rotary Gold



### One Color

100% black



100% Rotary Azure



100% white (for dark backgrounds)



# Logos


## Color Variations, Mark of Excellence

The Rotary wheel — our mark of excellence — should appear in Rotary Gold, unless two-color printing is not possible or the background renders the gold illegible. When printing on a white background, be sure to use the correct color formulas, as shown on page 24. Sufficient ink coverage should produce a fully legible wheel as shown on the right.

One-color variations are supplied in black, Rotary Azure, and white for reverse type. These should be applied mainly for one-color printing.

Comparable metallic versions of Rotary Gold may also be used for special circumstances.

For more details regarding our color palette, see pages 23-24.



Rotary Gold

What logo format do I use for:


Print	.eps	spot or cmyk
Embroidery	.eps	spot or cmyk
Silkscreen	.eps	spot or cmyk
Word Doc (Print)	.png	rgb
PowerPoint	.png	rgb
Digital:		
Web/Email	.png	rgb
Tablet/Mobile		

### Full Color





Dark image



Light image




Acceptable solid background colors



### One Color



100% black



100% Rotary Azure



100% white (reversed)





# Logos

## Using the Rotary Wheel — Our Mark of Excellence

### Use it BIG

Our mark of excellence is a symbol of our leadership. It should appear large on high-impact communications to make a bold statement and promote a sense of urgency.

### Keep it near the masterbrand signature

The mark of excellence should appear with one of our signatures, and not appear alone. See the design examples on pages 31-40 for ideas on how to keep these elements in close proximity.


### Avoid overuse

Reserve for covers or single-page marketing materials such as posters or advertising, if appropriate. Refrain from repeating it too many times within any communication or using it in subordinate situations such as interior spreads or secondary web pages.

For color options, refer to page 15.


### Size

Size relationship of mark of excellence and masterbrand signature




### Opacity

100% opaque on solids




### Examples (mark of excellence in proximity to masterbrand signature)

Single-page communications



Multipage (front/back)



# Logos

## Clear Space and Minimum Sizes for Print

### LOGO

#### Masterbrand signature

Minimum size is  
13 mm / 0.5"

No restriction  
on maximum height




### MINIMUM SIZE FOR PRINT



#### Mark of excellence

Minimum size is 4x height  
of the wheel in the nearby  
masterbrand signature

No restriction  
on maximum height



Minimum Ratio:  
52mm / 2" when paired with the  
masterbrand signature

What logo format do I use for:

Print	.eps	spot or cmyk
Embroidery	.eps	spot or cmyk
Silkscreen	.eps	spot or cmyk
Word Doc (Print)	.png	rgb
PowerPoint	.png	rgb
Digital:		
Web/Email	.png	rgb
Tablet/Mobile		












### CLEAR SPACE



Clear space — that is, the space surrounding the masterbrand signature — is equal to the height of the capital “R” in the Rotary wordmark.

# Logos

## Clear Space and Minimum Sizes for Digital

LOGO	MINIMUM SIZE FOR DESKTOP/LAPTOP	MINIMUM SIZE FOR MOBILE/TABLET
<p><b>Masterbrand signature</b></p> <p>Minimum size is 60px</p> <p>No restriction on maximum height</p> 	 <p>60px</p> 	 <p>80px</p> 
<p><b>Mark of excellence</b></p> <p>Minimum size is 4x height of the wheel in the nearby masterbrand signature</p> <p>No restriction on maximum height</p> 	<p>Minimum ratio:</p> <p>240px when paired with the masterbrand signature</p> <p>120px when paired with the simplified signature</p>	<p>Minimum ratio:</p> <p>320px when paired with the masterbrand signature</p> <p>160px when paired with the simplified signature</p>
<p><b>Simplified signature</b></p> <p>For digital small use and confined spaces</p> <p>Maximum height is under 60px for desktop/laptop 80px for mobile/tablet</p> <p>Minimum size is 30px for desktop/laptop 40px for mobile/tablet</p> 	 <p>30px</p> 	 <p>40px</p> 

**CLEAR SPACE**



Clear space for masterbrand signature is equal to the height of the lowercase "o" in the Rotary wordmark.

# Logos

## Signature System for Clubs, Districts, and Zones

We have created special signature systems that allow you to identify your club, district, or zone on all your communications materials. In the coming months, we will provide a tool for every club to create its own signature. Rotary licensees will also be able to feature these signatures on merchandise.

### Rotary Clubs

The Rotary club signature consists of the masterbrand signature plus the club name and should be used instead of the masterbrand signature on club-level communications.

The preferred configuration is Rotary Club [of/at] [Location], with the word Rotary coming first.

Two acceptable alternatives have been provided to cover variations of club names.

The positioning and size relationship between the Rotary wordmark and the wheel are fixed and should not be altered.

### Districts and Zones

District and zone signatures consist of the masterbrand signature plus the district or zone number and should replace the masterbrand signature on district and zone communications.

When creating, use the same specifications as the club signatures above.

## ROTARY CLUBS

Preferred

Rotary   
Club [of/at] [Location]

Acceptable alternates

[Location] Club [of/at]  
Rotary 

[Location]  
Rotary   
Club

0.25" / 6.4mm

0.22" / 5.6mm

0.5" / 13mm

Copy above and below:  
Frutiger LT STD 45 Light, 12pt,  
Rotary Royal Blue  
right aligned to Rotary wordmark

Example of long club name

Rotary   
Club of Cota de Caza  
Rancho Santa Margarita  
del Sol

## DISTRICTS AND ZONES

Districts

Rotary   
District 1239

Zones

Rotary   
Zone 33

Rotary   
Zones 24 & 32

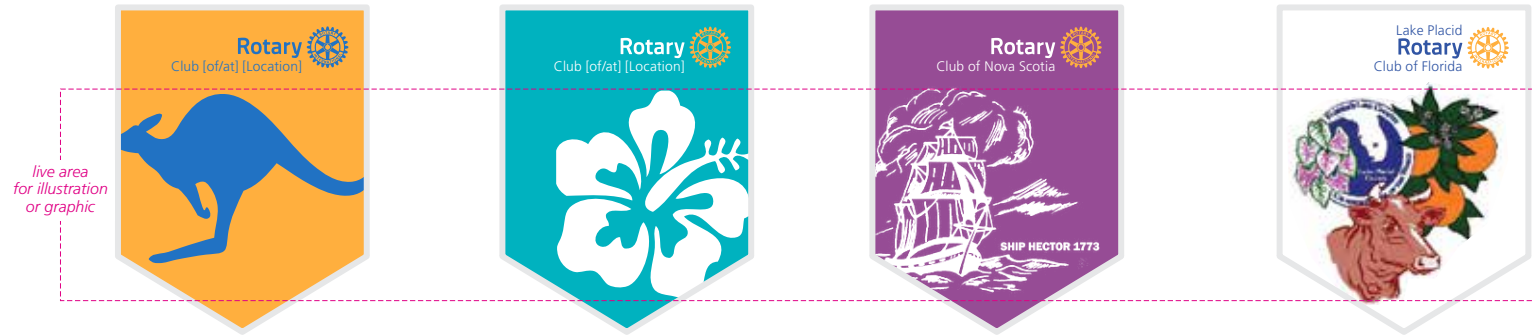
Rotary   
Zones 21b-27

# Logos Signature System Clubs, Districts, and Zones

When creating club banners, position club signatures in the top right corner (see clear space, page 17) and keep custom illustrations within the live area.

## ROTARY CLUBS

Banners



# Logos Signature System Partners

Partners are external organizations that collaborate with Rotary to develop, support, and execute programs and service projects.

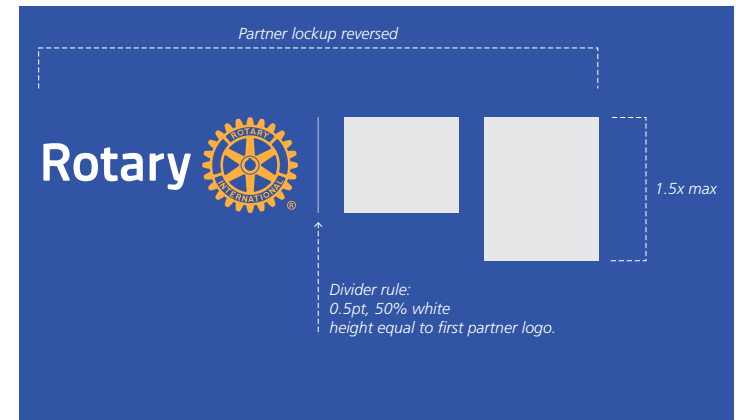
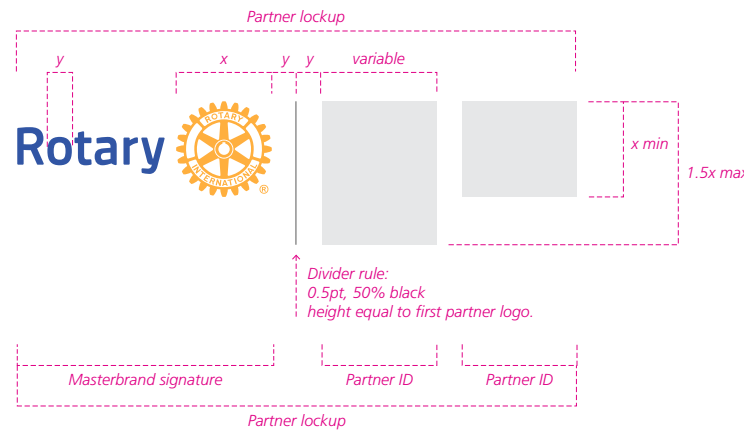
To create partnership lockups, follow the guidelines illustrated on this page.

Single or multiple partners may be displayed within the lockup, as long as consistent spacing of elements is maintained.

The minimum height for partner logos is equal to the Rotary logo, while the maximum height cannot exceed 1.5 times the Rotary logo. The width of partner logos may vary, but should not visually overpower the masterbrand signature.

## PARTNERS

### Construction



### Examples: Strategic, Project, or Service Partners



### Things to Avoid



Make sure the Rotary logo is as prominent as the partner logo. Keep the spacing equal between the partner logos and make sure the partner logo is no higher than the Rotary logo.


### Example: Centers for Peace



### Example: Fellowships



Masterbrand signature




Use the masterbrand signature on a background that has sufficient contrast.




Use a two-color masterbrand signature when printing in full color.



Keep the masterbrand signature clear of outlines, special effects, or other graphic elements.



Keep the masterbrand signature free of a holding shape and use the correct typeface.




Keep all elements undistorted and in the right order.


Mark of excellence



Keep the mark of excellence whole — never cropped.




Use Rotary colors specified on page 15 for the mark of excellence.



Size the mark of excellence correctly when using it with the logo, as shown on page 13.



Make sure the mark of excellence is completely legible.



Place the mark of excellence away from the logo.



We are smart, compassionate, persevering, and inspiring, and we've chosen a set of colors to express those attributes.

A few shades of **BLUE** and a touch of **GOLD** are our predominant colors. To create a unified look and feel, these leadership colors should be used more often than other colors in our palette. Use Rotary Azure most often, and reserve Rotary Sky Blue and Rotary Royal Blue to complement and highlight. Rotary Gold should be used as the "jewel" on a page.


Use secondary colors sparingly to create occasional emphasis or differentiation within a series, if applicable.

Pastels and neutrals provide the necessary flexibility when working with backgrounds, layouts, and hierarchy of information, without being overbearing.

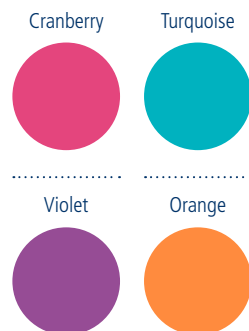
All colors have been carefully chosen to complement one another in most situations. They should be used in their pure format, never screened.

Comparable metallic versions of these colors may be used for special circumstances, such as signage or pins or when using foils for awards and certificates.

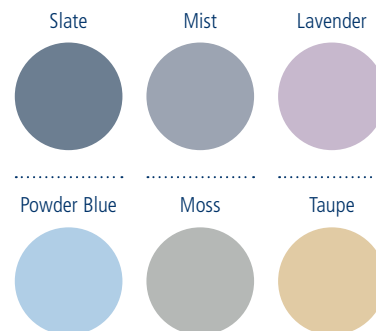
## Rotary Leadership Colors




## Secondary Colors



## Pastels



## Neutrals



# Color Palette

## Formula Codes

When using our color palette, be sure to apply the appropriate formulations listed on this page.

Our colors should not be screened or adjusted.

Coated and uncoated formulas are shown here for the following:

**Pantone™** colors  
**CMYK** for 4-color process  
**RGB** for digital  
**Hexadecimal** for web

To obtain ASE files for latest palette swatches, please contact [graphics@rotary.org](mailto:graphics@rotary.org).

### Rotary Leadership Colors



**Azure**  
PMS 2175C  
C99 M47 Y0 K0  
PMS 2175U  
C99 M53 Y0 K0  
Hex #0050a2  
R0 G93 B170



**Sky Blue**  
PMS 2202C  
C96 M0 Y6 K0  
PMS 2202U  
C94 M0 Y6 K0  
Hex #019fcb  
R1 G180 B231



**Royal Blue**  
PMS 286C  
C100 M80 Y9 K2  
PMS 286U  
C100 M92 Y9 K2  
Hex #0c3c7c  
R23 G69 B143



**Gold**  
PMS 130C  
C0 M41 Y100 K0  
PMS 129U  
C0 M35 Y100 K0  
Hex #f7a81b  
R247 G168 B27

### Secondary Colors



**Cranberry**  
PMS 214C  
C0 M100 Y22 K0  
Rubine RedU  
C0 M100 Y22 K0  
Hex #c10042  
R217 G27 B92



**Turquoise**  
PMS 7466C  
C90 M0 Y38 K0  
PMS 7466U  
C88 M0 Y27 K0  
Hex #018d8d  
R0 G153 B153



**Violet**  
PMS 2070C  
C57 M91 Y0 K0  
PMS 2070U  
C54 M99 Y0 K0  
Hex #872175  
R135 G33 B117



**Orange**  
PMS 2018C  
C0 M68 Y95 K0  
PMS 2018U  
C0 M58 Y95 K0  
Hex #ff7600  
R255 G118 B0

### Pastels




**Slate**  
PMS 2165C  
C68 M43 Y30 K9  
PMS 2166U  
C68 M46 Y30 K13  
Hex #687d90  
R104 G125 B144



**Mist**  
PMS 2162C  
C40 M23 Y18 K1  
PMS 2162U  
C42 M26 Y18 K4  
Hex #9ea6b4  
R158 G166 B180



**Lavender**  
PMS 665C  
C17 M20 Y0 K8  
PMS 665U  
C17 M20 Y0 K8  
Hex #c6bcd0  
R198 G188 B208



**Powder Blue**  
PMS 290C  
C25 M4 Y5 K0  
PMS 545U  
C28 M4 Y0 K0  
Hex #c9dee9  
R201 G222 B233



**Moss**  
PMS 7537C  
C36 M23 Y34 K0  
PMS 7537U  
C36 M23 Y30 K0  
Hex #a7aca2  
R167 G172 B162



**Taupe**  
PMS 7501C  
C13 M16 Y35 K0  
PMS 7501U  
C13 M16 Y35 K0  
Hex #d9c89e  
R217 G200 B158

### Neutrals



**Charcoal**  
Cool Gray 11C  
C48 M22 Y24 K66  
Cool Gray 11U  
C15 M0 Y0 K60  
Hex #58585a  
R88 G88 B90



**Pewter**  
Cool Gray 8C  
C23 M11 Y13 K41  
Cool Gray 8U  
C10 M0 Y0 K50  
Hex #919295  
R145 G146 B149



**Smoke**  
Cool Gray 5C  
C0 M0 Y0 K33  
Cool Gray 5U  
C0 M0 Y0 K33  
Hex #bcddc0  
R188 G189 B192



**Silver**  
Cool Gray 2C  
C14 M10 Y13 K0  
Cool Gray 2U  
C14 M10 Y16 K0  
Hex #e7e7e8  
R231 G231 B232



**Storm**  
Warm Gray 10C  
C51 M46 Y55 K19  
Warm Gray 10U  
C51 M46 Y45 K19  
Hex #675d58  
R103 G93 B88



**Ash**  
Warm Gray 7C  
C41 M34 Y44 K4  
Warm Gray 7U  
C41 M38 Y37 K8  
Hex #958d85  
R149 G141 B133



**Platinum**  
Warm Gray 3C  
C25 M22 Y32 K0  
Warm Gray 3U  
C25 M22 Y28 K2  
Hex #c5c1bb  
R197 G193 B187




**Cloud**  
Warm Gray 1C  
C15 M12 Y17 K0  
Warm Gray 1U  
C15 M12 Y17 K0  
Hex #e6e5d8  
R230 G229 B216



**Black**  
C0 M0 Y0 K100  
Hex #000000  
R0 G0 B0




**White**  
C0 M0 Y0 K0  
Hex #ffffff  
R255 G255 B255



Reserve Rotary Gold for "pops" of color.



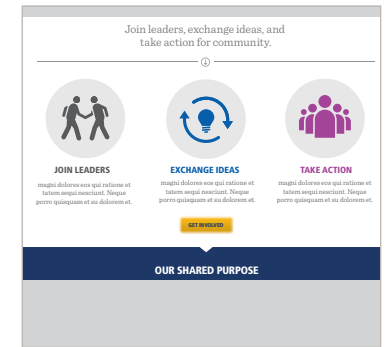
Highlight headings, subheads, icons, and buttons with colors from our palette.



Use the blues in our leadership colors as the predominant palette.



Use the secondary colors to highlight elements, but never as a dominant color.



Use neutrals and white space to achieve balance and clarity.




Use colors in our palette.



Use colors that offer sufficient contrast for readability.



Use colors that complement one another; use leadership colors for large areas.



Keep the background the same color rather than creating gradients.



Use fully saturated rather than tints or screened colors in our palette.

**Licensed option** - fonts for purchase

**Primary\***, use ALL CAPS condensed style for headlines and main navigation. Use regular style for secondary headlines, secondary navigation, info graphics, lockups, identifiers, or dense body copy.

## FRUTIGER LT STD

ABCDEFGHIJKLMNO  
PQRSTUVWXYZ  
abcdefghijklmnopqrstu  
vwxyz1234567890

47 Light Condensed

57 Condensed

67 Bold Condensed

77 Black Condensed

ABCDEFGHIJKLMNO  
PQRSTUVWXYZ  
abcdefghijklmnopqrstu  
vwxyz1234567890

45 Light

46 *Light Italic*

55 Roman

56 *Italic*

65 Bold

66 *Bold Italic*

75 Black

76 *Black Italic*

95 Ultra Black

**Secondary\***, use for body text, secondary headlines, captions, callouts, or identifiers.

## Sentinel

ABCDEFGHIJKLMNO  
PQRSTUVWXYZ  
abcdefghijklmnopqrstu  
vwxyz1234567890

Light

*Light Italic*

Book

*Book Italic*

Medium

*Medium Italic*

Semibold

*Semibold Italic*

Bold

*Bold Italic*

Black

*Black Italic*

**Free option** - when Frutiger and Sentinel fonts are not available or are cost prohibitive

**Primary**, for digital applications

## OPEN SANS CONDENSED

ABCDEFGHIJKLMNO  
PQRSTUVWXYZ  
abcdefghijklmnopqrstu  
vwxyz1234567890

Condensed Light

*Condensed Light Italic*

Condensed Bold

## OPEN SANS

ABCDEFGHIJKLMNO  
PQRSTUVWXYZ  
abcdefghijklmnopqrstu  
vwxyz1234567890

Light

Regular

*Italic*

Bold

**Primary**, for Microsoft Office applications or when Open Sans Condensed is not available. Font should be used similarly to Frutiger for headlines, secondary navigation, etc.

## ARIAL NARROW

ABCDEFGHIJKLMNO  
PQRSTUVWXYZ  
abcdefghijklmnopqrstu  
vwxyz1234567890

Regular

*Italic*

Bold

*Bold Italic*

## ARIAL REGULAR

ABCDEFGHIJKLMNO  
PQRSTUVWXYZ  
abcdefghijklmnopqrstu  
vwxyz1234567890

*Italic*

Bold

*Bold Italic*

**Secondary**, for digital applications and Microsoft Office applications, or when Sentinel is not available. Font should be used similarly to Sentinel for body text, secondary headlines, etc.

## Georgia

ABCDEFGHIJKLMNO  
PQRSTUVWXYZ  
abcdefghijklmnopqrstu  
vwxyz1234567890

Regular

*Italic*

Bold

*Bold Italic*


\* For information on purchasing these typefaces, contact [graphics@rotary.org](mailto:graphics@rotary.org).



For emphasis, highlight one or two words using a larger type size or light-weight italic. When using italic, use a light weight and set all type to one size. Keep leading and kerning consistent.



Use Sentinel or Georgia for subheads and body copy.



Use bold or italic for emphasis only.



Use Frutiger or Arial in large point sizes for callouts and data visualization.



Use Frutiger or Arial styles for documents with dense body copy.



Use uppercase typography in headlines or subheads.



Watch your leading and kerning so that text doesn't look overly open, too tight, or uneven. Keep letterforms proportionate.



Use Frutiger rather than Sentinel or Georgia for headline text.



Use lighter weights for body copy.



Use colored type that has sufficient contrast.



# Imagery

## Style Overview and Subject Matter

Our photography focuses on connections and community.

Whenever possible, try to use shots depicting multiple Rotarians of diverse ethnicities and age ranges. Refrain from focusing on an individual, unless he or she is profiled or featured in a story.

If shot indoors, keep backgrounds blurry or nondescript so unattractive objects like drop-ceilings, dated chandeliers, exit signs, etc., are rendered less visible.

When beneficiaries are depicted, they should appear actively engaged with Rotarians or like active participants in a scene, not incidental observers in the background.

When choosing or shooting new photography, aim for the following:

- editorial or reportage style (fly-on-the-wall)
- candid poses or natural portraits
- real, natural, sincere, endearing expressions
- demonstrations of active leadership and impact
- special moments of camaraderie, friendship, warmth, and celebration
- movement and momentum
- rich full color, or black and white
- short depth of field with selective focus (people shot through crowds)
- wide angles
- natural backgrounds and real context (not solid portraiture backdrops or studio photography)

### Rotarians Uniting and Exchanging Ideas

Single Rotarian



Small groups



Large groups



### Rotarians Taking Action for Community

Single Rotarian



Small groups



Large groups



With beneficiaries



Without Rotarians



### Metaphorical/Conceptual



# Icons and Information Graphics Overview


When choosing or creating iconography and information graphics, look for styles that are simple, modern, and informative.

When housing icons in shapes, use circles to reinforce the shape of the Rotary emblem.

Use icons and information graphics to illustrate facts or aid in navigation, but do not apply them as logos.

## Iconography Style

Examples



Organizing principles

Join Leaders




Exchange Ideas



Take Action



## Information Graphics





# Icons and Information Graphics

## Areas of Focus Icons

### AREAS OF FOCUS

Rotary has identified six areas of focus that reflect critical humanitarian issues and needs that Rotarians are addressing worldwide. Each icon to the right represents one facet of Rotary's six areas of focus:

- 1 Peace and conflict prevention/resolution
- 2 Disease prevention and treatment
- 3 Water and sanitation
- 4 Maternal and child health
- 5 Basic education and literacy
- 6 Economic and community development

Show all six icons together uniformly in one Rotary neutral color.

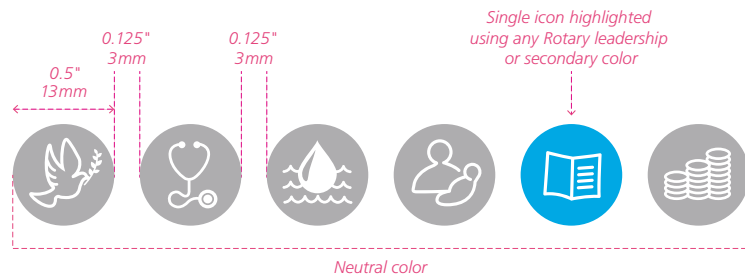
When discussing one specific area of focus, highlight that icon using any Rotary leadership or secondary color. All other icons should remain neutral.

When all areas are being discussed simultaneously, highlight all six icons using a single Rotary leadership or secondary color.

Use the same color to highlight the icons within a single document or communication.

Do not color code the six areas of focus, and do not alter proportions or the shape of the circle housing the symbols.

#### Horizontal configuration



#### Vertical configuration



#### Stacked configuration



#### Minimum sizes

##### Print



##### Digital – for desktop/laptop



##### Digital – for mobile/table



Enclose the icons in circles only. Use one Rotary color as background in the circles and another Rotary color to highlight the appropriate icons, as shown at the top of the page.



## CONNECTING FOR COMMUNITY

The top two reasons people join Rotary are to give back to their communities and to connect with like-minded leaders and friends. Our members stay with Rotary year after year for the same reasons. What motivated you to join Rotary? What have you set out to accomplish with your club and as a Rotarian?

### OUR COLLECTIVE IMPACT

Rotary brings together people like you — leaders from all cultures and occupations who want to use their distinct expertise for good. People whose sense of responsibility inspires them to give back to their communities. Who step forward to tackle the toughest challenges — and perseveres to create lasting change in communities around the world.

Together, we empower youth, improve health, promote peace, and advance our communities in all corners of the globe.

With 1.2 million members worldwide, our global community's impact has never been greater — and it continues to grow.

When Rotarians come together and commit to a cause, like our PolioPlus initiative, the magnitude of our impact is clear. And with the ongoing support of Rotarians like you, we will continue the fight to End Polio Now.

You joined Rotary because you want to make a difference. Because you believe in our motto: Service Above Self. Because you're committed to integrity and making change happen, and because the areas that we focus on are important to you.

**Rotary's 1.2 million members combine their resources and connect across the world to move communities forward with clean water, health initiatives, education, and more.**

**Economic and community development** global grants supported a grant recipient's plans to expand *Knobs*, the nonprofit clothing business she started to help impoverished women weavers in India.

**Sponsors:** Rotary Club of Canal Palms & Herwood, Greater London, England, and District 6100 (Illinois, USA)

**Water and sanitation** global grant provided free toilets and clean water facilities and encouraged good hygiene and disease prevention for 2,500 students in four schools in Adana, Turkey.

**Sponsors:** Rotary Club of Adana Cukuras, Turkey, and PISA, Brazil

**Adopt a Village** global grant renovated a schoolroom and provided books, supplies, and furniture, installed a water harvesting system, supported a vocational training team focusing on health issues, and formed and trained 25 microcredit groups in Moroni, Comoros.

**Sponsors:** Rotary Club of Kampala North, Uganda, and District 5340 (California, USA)

Share stories about your club's connections at [blog.rotary.org](http://blog.rotary.org)

### THE FOUR-WAY TEST

Of the things we think, say or do:

1. Is it **HONEST**?
2. Is it **FAIR** to all concerned?
3. Will it build **GOODWILL** and **BETTER FRIENDSHIPS**?
4. Will it be **BENEFICIAL** to all concerned?

- Peace and conflict prevention/resolution
- Disease prevention and treatment
- Water and sanitation
- Maternal and child health
- Basic education and literacy
- Economic and community development

# MAKE YOUR MONEY WORK 3 TIMES AS HARD

Rotary and the Bill & Melinda Gates Foundation are extending their partnership during the critical endgame phase of the **Global Polio Eradication Initiative**. Find out how your donation can triple your impact!

**LEARN**  
[ENDPOLIONOW.ORG](http://ENDPOLIONOW.ORG)  
**DONATE**  
[ROTARY.ORG/CONTRIBUTE](http://ROTARY.ORG/CONTRIBUTE)

**"ROTARY CONTINUES TO BE THE HEART AND SOUL OF POLIO ERADICATION."**  
 — Bill Gates, Co-Chair, Bill & Melinda Gates Foundation

**"FAILURE TO ERADICATE POLIO IS UNTHINKABLE, FOREVER."**  
 — Margaret Chan, Director-General, World Health Organization

**"WE'RE WORKING TO ENSURE THAT THE POLIOVIRUS WILL BE FOUND ONLY IN HISTORY BOOKS AND NOT IN CHILDREN."**  
 — Robert S. Scott, Chair, International Polio eradication Committee, Rotary International

**"WE HAVE THE ABILITY TO PROTECT EVERY LAST PERSON, ESPECIALLY CHILDREN, FROM THIS ENTIRELY PREVENTABLE DISEASE."**  
 — Anthony Lake, Executive Director, UNICEF

**"POLIO ANYWHERE IN THE WORLD IS A RISK EVERYWHERE IN THE WORLD."**  
 — Thomas Frieden, Director, U.S. Centers for Disease Control and Prevention

## THE PROMISE

From 2013 to 2018, every us\$1 Rotary commits to WHO and UNICEF in direct support for polio immunization will be **matched a 1:1** (up to us\$25 million per year) by the Bill & Melinda Gates Foundation.

**YOUR DONATION** **US\$25** + **BILL & MELINDA GATES FOUNDATION** **US\$50**

**TOTAL CONTRIBUTION** **US\$75**

**150 VESTS FOR VOLUNTEERS** Bright neon vests help those seeking vaccination to recognize health workers and volunteers easily.

**75 VACCINE CARRIERS** Oral polio vaccine must be kept cool to remain effective.

**600 PURPLE FINGER MARKERS** Children's sticky fingers are marked with purple ink to show they've been immunized.

## WE'RE THIS CLOSE

Only three countries are polio-endemic:

**AFGHANISTAN**  
**NIGERIA**  
**PAKISTAN**

**THE REMAINING 1%** of polio cases are the most difficult to prevent because the virus persists in the hardest-to-reach areas.

**YOU CAN HELP NOW** →



NO ONE IN OUR  
COMMUNITY  
SHOULD GO  
**HUNGRY.**  
WITH OUR HELP,  
NO ONE WILL.

Rotary   
Club [of/at] [Location]

TAKE ACTION: [www.rotary.org](http://www.rotary.org)

### Rotary Club of [Location] Food Drive

All residents can give by placing non-perishable food at their doors.

Pick-up begins at 10:00 a.m. Saturday, October 6th.

Pre-packaged bags of items are available at the local IGA in varying dollar amounts.

Volunteers will check every front door in your town.



CELEBRATE DIVERSE  
PERSPECTIVES.  
DISCOVER SHARED  
INTERESTS.



### Lisbon 2013

Ea commodo consequat  
duis autem vel eum irire  
dolor in hendrerit in  
vulputate vel esse molestie  
consequat, vel illum doe  
eu feugiat nulla facilisis  
te feugiat nulla facilisi.

eum iriure dolor in hrerit  
in vulputate velit esses  
molestie consequat, velo  
illum dolore eu feugiat  
augue dui dolore te estre  
feugiat nulla facilisi.

Rotary  

EXCHANGE IDEAS: [www.rotary.org](http://www.rotary.org)



**NO ONE IN OUR  
COMMUNITY  
SHOULD GO  
HUNGRY.  
WITH OUR HELP,  
NO ONE WILL.**

**Rotary Club  
of [Location]  
Food Drive**

All residents can give by placing non-perishable food at their doors.

Pick-up begins at 10:00 a.m. Saturday, October 6th.

Pre-packaged bags of items are available at the local IGA in varying dollar amounts.

Volunteers will check every front door in your town.

Rotary Club of [Location]  
Club [abbr] [Location]

TAKE ACTION: [www.rotary.org](http://www.rotary.org)

**NO ONE IN OUR  
COMMUNITY  
SHOULD GO  
HUNGRY.  
WITH OUR HELP,  
NO ONE WILL.**

**Rotary Club  
of [Location]  
Food Drive**

All residents can give by placing non-perishable food at their doors.

Pick-up begins at 10:00 a.m. Saturday, October 6th.

Pre-packaged bags of items are available at the local IGA in varying dollar amounts.

Volunteers will check every front door in your town.

Rotary Club of [Location]  
Club [abbr] [Location]

TAKE ACTION: [www.rotary.org](http://www.rotary.org)

**NO ONE IN OUR  
COMMUNITY  
SHOULD BE COLD  
THIS WINTER.  
WITH OUR HELP,  
NO ONE WILL.**

**Rotary Club  
of [Location]  
Coat Drive**

All residents can give by placing coats at their doors.

Pick-up begins at 10:00 a.m. Saturday, October 6th.

Volunteers will check every front door in your town.

Rotary Club of [Location]  
Club [abbr] [Location]

TAKE ACTION: [www.rotary.org](http://www.rotary.org)

**NO ONE IN OUR  
COMMUNITY  
SHOULD BE COLD  
THIS WINTER.  
WITH OUR HELP,  
NO ONE WILL.**

**Rotary Club  
of [Location]  
Coat Drive**

All residents can give by placing coats at their doors.

Pick-up begins at 10:00 a.m. Saturday, October 6th.

Volunteers will check every front door in your town.

Rotary Club of [Location]  
Club [abbr] [Location]

TAKE ACTION: [www.rotary.org](http://www.rotary.org)



# THE ROTARY EFFECT



Join leaders from all continents and cultures to take action in our communities and around the world.

Lorem ipsum dolorem su in vulpulate velit.



*Typi non habent claritatem insitam; est usus legentis*



## Join leaders from all continents and cultures to take action in our communities and around the world.

Duis autem vel eum iriure dolor in hendrerit in vulpulate velit esse molestie consequat, vel illum dolore eu feugiat nulla facilisis at vero eros et accumsan et iusto odio dignissim qui blandit praesent luptatum zzril delenit augue dui dolore te feugiat nulla facilisi. Nam liber tempor cum soluta nobis eleifend option congue nihil imperdiet doming id quod mazim placerat facer possim.

Typi non habent claritatem insitam; est usus legentis in iis qui facit eorum claritatem. Investigationes demonstraverunt lectores legere me lius quod ii legunt.

Claritas est etiam processus dynamicus, qui sequitur mutationem consuetudinum lectorum. Mirum est notare quam littera gothica, quam nunc putamus parum claram, anteposuerit litterarum formas humanitatis per seacula quarta decima et quinta decima. Eodem modo typi, qui nunc nobis videntur parum clari, fiant sollemne.

Lorem ipsum dolor sit amet, consectetur adipiscing elit, sed diam nonummy nibh euismod tincidunt ut laoreet dolore magna aliquam erat volutpat.

Lorem ipsum dolor sit amet.



Rotary International  
One Rotary Center  
1560 Sherman Ave.  
Evanston, IL 60201-3698, USA

Tel: +1 866 976-8279 (toll-free)  
Tel: +1 847-866-3000  
Fax: +1 847-328-4101

# THE ROTARY EFFECT



Join leaders from all continents and cultures to take action in our communities and around the world.

Rotary 

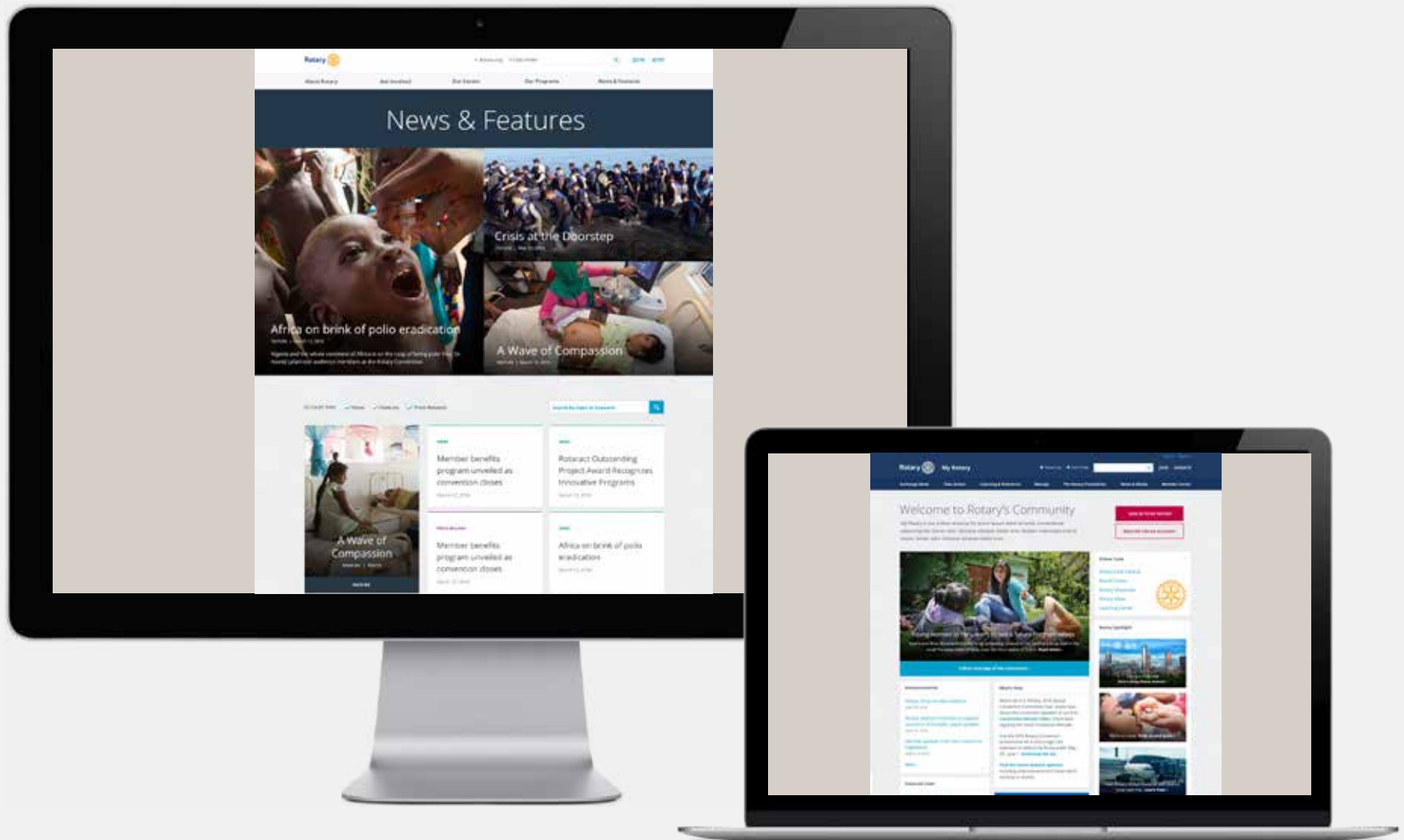
**TAKE ACTION:**  
[www.rotary.org](http://www.rotary.org)



JOIN LEADERS,  
EXCHANGE  
**IDEAS**  
AND TAKE  
**ACTION**  
FOR COMMUNITY









# ROTARY LEADER

## SPREAD THE WORD

Learn how new tools will help you tell Rotary's story

## TOP PRIORITY

Help make history: End polio with Rotary, Gates Foundation

## NEW GENERATIONS

Engage Rotary's future leaders

## STRENGTH IN NUMBERS

Find tips for recruiting new members

## MY ROTARY.ORG

Five things to know about our new website

At the 2013 Youth Exchange Officers Preconvention Meeting in Lisbon, Portugal, Vanessa Lee tells what she learned from living with a host family. [Learn more](#) about our Rotary Youth Exchange program.

HOW TO...

# FIND A GRANT PARTNER



Rotarians in Maputo, Mozambique, needed an international partner to help finance a US\$55,100 project to upgrade a sanitation system and install a water tank at a school. They turned to their district contacts and soon learned of a Danish club seeking a host partner.

“Our club was looking for a Foundation project, as we had funds to use,” says Stein Schierenbeck, a member of the Rotary Club of Skanderborg, Denmark. “Being a club in the pilot district for the new **global grants**, we looked for areas of need within another pilot district.” Once the clubs connected, they obtained a Rotary Foundation global grant to complete the project. School officials and the contractor agreed to maintain the new facilities, meeting the grant’s sustainability requirement.

## IF YOUR CLUB OR DISTRICT IS STRUGGLING TO FIND A PARTNER FOR AN INTERNATIONAL SERVICE PROJECT, CONSIDER THE FOLLOWING TIPS:

### Be social.

Join RI’s **LinkedIn group**, which helps Rotarians share ideas and publicize project needs. You can also publicize your quest for a grant partner on your personal or club Facebook pages.

### Talk to your district governor-elect.

The International Assembly is a great opportunity to share project proposals.

### Attend an RI Convention.

Ask convention goers from your district to bring a list of projects to share with potential partners. The RI Convention is the ideal place to start collaborating.

### Visit a project fair.

These annual regional events are hosted by Rotary districts worldwide to encourage international friendship and collaboration on service projects. For information about upcoming project fairs, contact [rotary.service@rotary.org](mailto:rotary.service@rotary.org).

### Search the Web.

Most districts have their own websites that help bring clubs and districts together on joint projects.

### Visit Rotary’s new website.

Scheduled to launch soon, Rotary’s new site will have tools to help you find and connect with partner clubs and obtain resources for your projects. Contact [rotary.service@rotary.org](mailto:rotary.service@rotary.org) for more information.

## ABOUT ROTARY LEADER

July 2013 — Volume 4, Issue 1

*Rotary Leader*, an electronic publication for Rotary club and district officers, is offered in eight languages: **English, French, German, Italian, Japanese, Korean, Portuguese, and Spanish**. *Rotary Leader* is published by Rotary International, One Rotary Center, 1560 Sherman Avenue, Evanston, IL 60201-3698 USA.

**Web** [www.rotary.org](http://www.rotary.org) **Fax** 847-866-9732 **Phone** 847-866-3000

**Subscribe** to *Rotary Leader* at [www.rotary.org/rotaryleader](http://www.rotary.org/rotaryleader). There is no charge to subscribe.

**Submit** to *Rotary Leader* at [rotary.leader@rotary.org](mailto:rotary.leader@rotary.org). Article ideas about club and district successes, including fundraisers, publicity efforts, service projects, and membership drives, are welcome. Please include descriptions, photos, and contact information in your email. Due to the high volume of submissions, we cannot promise to feature your story.

**Editor** Janis Young

**Managing Editor** Janice S. Chambers

**Graphic Designer** William Moran

**Writers** Daniela Garcia, Vanessa Glavinskas, Arnold Grahl, Dan Nixon, Antoinette Toscano

**Photographers** Alyce Henson, Monika Lozinska

**Copy Editors** Heather Antti, Beth Duncan

**Proofreaders** Kelly Doherty, Susan Hyland

Copyright © 2013 by Rotary International.





# Merchandise

## Rotary Member Pin

Rotary pins are immediately recognized by Rotarians everywhere as a proud symbol of membership. Our new guidelines make no changes to pin design or color, so your current member pin and all those available through Rotary's licensed suppliers are acceptable.

---

### Rotary Member Pin






Outdoor  
Road Sign

---

18" x 18" (45 cm. x 45 cm.) or 30" x 30" (76 cm. x 76 cm.) single or double sided (Azure background)



18" x 18" (45 cm. x 45 cm.) Sign—Mark of Excellence at 14" x 14" (35 cm. x 35 cm.)

30" x 30" (76 cm. x 76 cm.) Sign—Mark of Excellence at 23" x 23" (58 cm. x 58 cm.)

**Azure Information Sign**

8"x24" (20 cm. x 61 cm.) (3 lines) or 10"x24" (25 cm. x 61 cm.) (4 lines)

**ROTARY CLUB OF  
EVANSTON LIGHTHOUSE  
CHARTERED 1985**

**ROTARY CLUB OF  
EVANSTON LIGHTHOUSE  
CHARTERED  
1985**

**White Information Sign**

8"x24" (20 cm. x 61 cm.) (3 lines) or 10"x24" (25 cm. x 61 cm.) (4 lines)

**ROTARY CLUB OF  
EVANSTON LIGHTHOUSE  
CHARTERED 1985**

**ROTARY CLUB OF  
EVANSTON LIGHTHOUSE  
CHARTERED  
1985**

If possible, use Frutiger Condensed Bold or  
Arial Narrow Bold for sign text.



## Merchandise

### Aluminum Meeting Sign

BRINGING THE PIECES TOGETHER


Voice and Visual  
Rotary Guidelines

September 2016

44


#### Azure Aluminum Meeting Sign

12"x15" (30 cm. x 38 cm.)



#### White Aluminum Meeting Sign

12"x15" (30 cm. x 38 cm.)



If possible, use Frutiger Condensed Bold or Arial Narrow Bold for sign text.

## Merchandise

Plaque  
Meeting Sign

BRINGING THE PIECES TOGETHER

Voice and Visual  
Rotary Guidelines

September 2016

45

---

### Azure Plaque Meeting Sign

---

12"x15" (30 cm. x 38 cm.)



---



### White Plaque Meeting Sign

---

12"x15" (30 cm. x 38 cm.)



If possible, use Frutiger Condensed Bold or Arial Narrow Bold for sign text.



Tag should include the Rotary masterbrand signature **Rotary** .

---

### Azure Name Badge

---

3"x5"x2" (7 cm. x 5 cm.)



NEW  
MEMBER

10-YEAR  
MEMBER

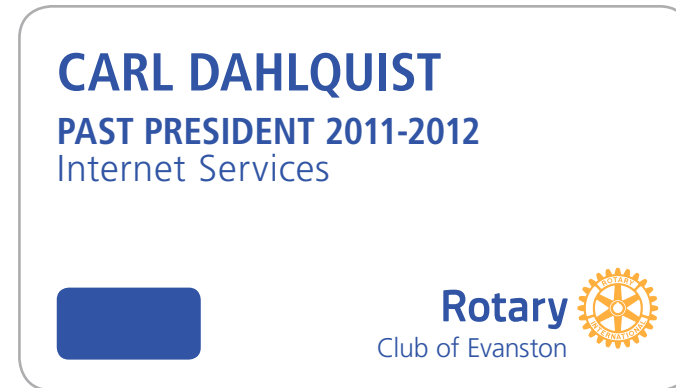
PERFECT  
ATTENDANCE

---

### White Name Badge

---

3"x5"x2" (7 cm. x 5 cm.)



NEW  
MEMBER

10-YEAR  
MEMBER

PERFECT  
ATTENDANCE

# Merchandise

## Rotary T-shirt

BRINGING THE PIECES TOGETHER

Voice and Visual  
Rotary Guidelines

September 2016

48

---

### T-shirt Front

---

2-Color



---

### T-shirt Back

---

2-Color



# Merchandise

## Rotary T-shirt

---

### T-shirt Front

---

1-Color



---

### T-shirt Back

---

1-Color



---

### Club Polo Front

---

2-Color



---

### Club Polo Front

---

2-Color



See page 19 for club, district, zone, and e-club signature specs.



---

**Club Polo Front**

---

1-Color



---

**Club Polo Front**

---

1-Color



See page 19 for club, district, zone, and e-club signature specs.

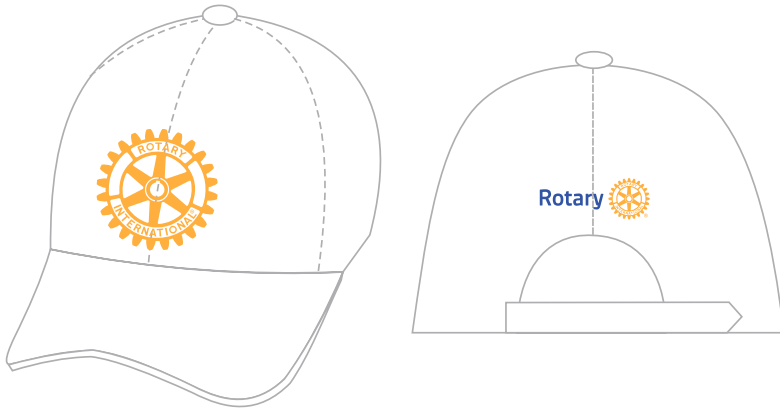
# Merchandise Hat

---

## Hat - 2-Color

---

Design I - White




---

## Hat - 1-Color

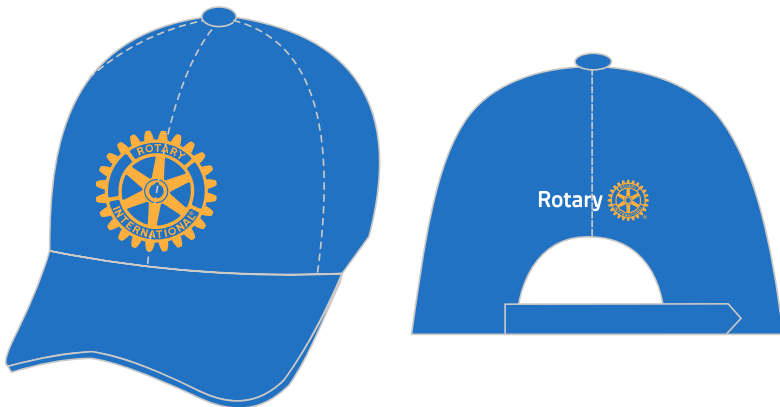
---

Design II - White



---

Design I - Azure



---

Design II - Azure



# Merchandise

## Coffee Mug

### Mug - 2-Color

Design I - Front/Back



### Mug - 1-Color

Design I - Front/Back



Club Design I - Font/Back



Club Design I - Front/Back



We recently completed an initiative to Strengthen Rotary that has resulted in new signature systems, color palettes, and other changes to our visual identity. These guidelines are designed to help you adapt to our new look and understand the thinking behind it. In addition to specific requirements for the use of our signatures and mark of excellence, we've included some examples of how to use these assets on signage, banners, and merchandise.

We realize that you may not be able to implement the new look immediately. But as you deplete your stock, we ask that you follow these guidelines in creating new items so that Rotary clubs and districts can present a fresh and unified look to the world.

Working together, we can ensure that Rotary achieves a more prominent and recognizable image in communities throughout the world.

### Registered trademark usage

ROTARY, ROTARY CLUB, ROTARIAN, MARK OF EXCELLENCE, ROTARY SIGNATURE, INTERACT, ROTARACT and other Rotary marks are trademarks owned by Rotary International. Our official licensees may use these marks under guidelines set forth in the *Rotary Code of Policies* provided they reproduce the marks accurately and clearly.

Whenever possible, we ask that you use the registered trademark symbol ® in conjunction with the marks on

your Rotary-licensed merchandise. Before you produce any new goods, contact our Licensing staff at [RILicensingServices@rotary.org](mailto:RILicensingServices@rotary.org) so that we can discuss if the ® symbol will reproduce clearly on those items.

We're recommending the use of some fonts that require a license. If you are using those fonts, make sure you have the proper licenses and permissions. We also suggest alternate fonts that do not require a license.

Make sure you have the proper permissions before reproducing photographs or other art on any of your Rotary-licensed merchandise.

# Message to the Rotary World Magazine Press

## ADDENDUM

## Voice and Visual Rotary Guidelines

September 2016




55

The Strengthen Rotary initiative resulted in the creation of new signature systems, color palettes, and other changes to our visual identity. These guidelines help you adopt our new look and understand the thinking behind it.

We ask that you use our new official Rotary logo on the cover of your magazine — preferably near

the bottom of the page — the homepage of your website, and any collateral materials that you produce. We also ask that you not use the wheel as the letter “O” or place it within the title of your magazine. On pages 31-53, you’ll find some examples of how to use our new visual identity on your magazines and other materials.

We know that some magazines have already begun to apply our new visual identity. By adopting and promoting this new look, you will greatly support Rotary’s effort to achieve a more consistent and recognizable image throughout the world.



# CONTACT INFORMATION

## **Inquiries**

For general questions or questions about purchasing/downloading Pantone™ color swatches or purchasing recommended typefaces:

[graphics@rotary.org](mailto:graphics@rotary.org)

## **Licensing inquiries**

For manufacturers/distributors interested in selling or distributing Rotary emblem merchandise and Rotary clubs wishing to sell Rotary emblem merchandise for fundraising purposes:

[rilicensingservices@rotary.org](mailto:rilicensingservices@rotary.org)